


abbits,
its, rabbits,
rabbits, rabbits,
s, rabbits, rabbits,
ts, rabbits,
rabbits, rabbits,
bits,
s, rabbits,



Your Name _____

Your Parent's Name _____

Your Mailing Address _____

Age _____ Grade in School _____ Name of School _____

Number of Years in Rabbit Project _____ Number of Years in 4-H _____

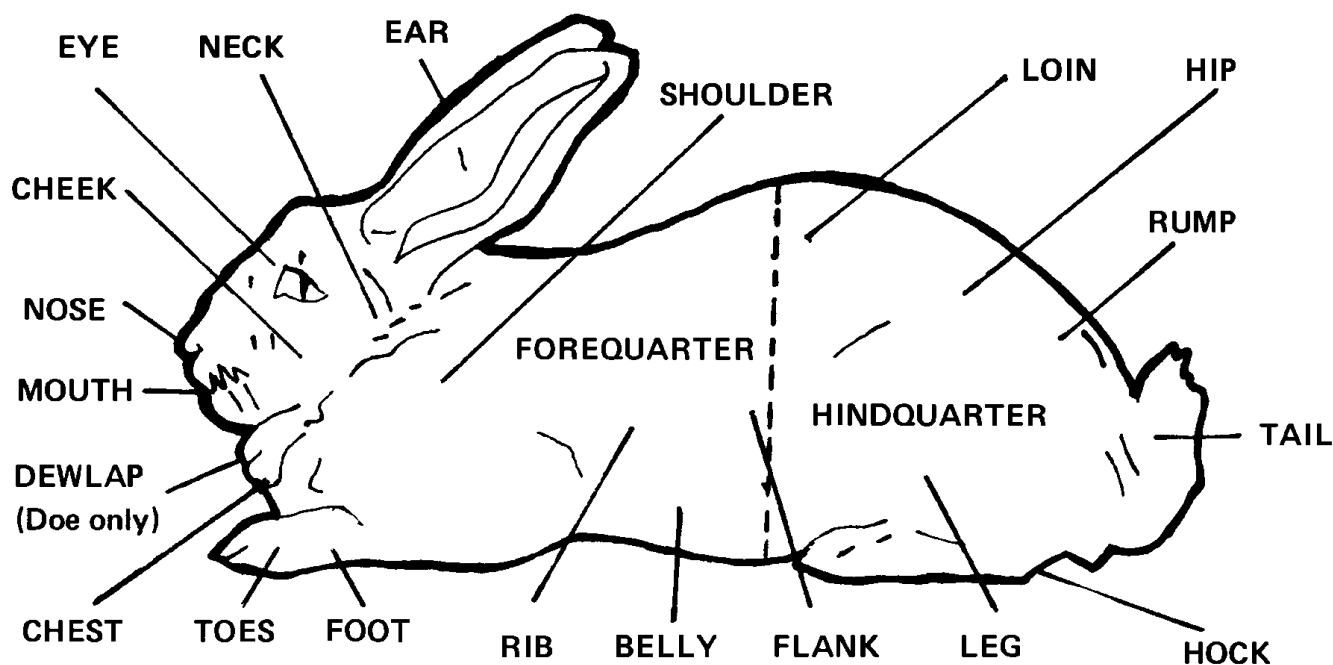
Name of Your County or Home Economics Agent _____

A 4-H rabbit project requires little space and a minimum commitment. A good place to house the rabbits, feed to keep them growing and a willingness to make the project a success are all that is needed.

The purpose of the 4-H rabbit project is to teach members proper ways to feed, manage and show rabbits. For those who have not raised rabbits before, it will be wise to start with young purebred animals from four to six months old. Usually two females (does) and one male (buck) of the same breed make a good start. The experienced rabbit raiser might want to purchase a bred doe of the medium-sized breeds.

Raising and marketing rabbits is an ideal project for many Florida 4-H Club members. This is especially true in urban areas and on small farms, where limited space might make other livestock projects impractical.

This book is for you to use in keeping your project records. Space is provided for you to keep track of your expenses, receipts, inventory of equipment and financial summary. You will also want a copy of the Florida 4-H Rabbit Manual, 4HRAM10, available from your County Extension Office. The manual contains information about care and feeding of the rabbit.



Reproductive Data

Gestation period 30 days

Average Size

 Californian, New Zealand,
 Satin, Chinchilla, Dutch,
 Polish, Florida White 8-10

Breeding age 6 months

Weaning age 8 weeks

Reproductive life 1-3 years

Feeding

Rabbits should be fed a pelleted feed product once day. These feed products need no supplementation although carrots or lettuce may be fed occasionally as treats. Does with young and growing young should be fed free choice. Mature does not in production and mature bucks may need to be limit-fed to avoid becoming too fat.

Housing

Medium breed rabbits should be housed in cages 30 inches deep, 48 inches long, and 18 inches high. Growing rabbits or small breed rabbits may be housed individually in a smaller area. Cages should be constructed with one-half inch by one inch wire floors.

Housing should be constructed so that the animal is protected from the heat, wind and rain.

Breeding

At sexual activity, does are mated to bucks by placing the female in the male's cage. If fighting occurs, the female should be removed immediately. Normally breeding takes places in 10 to 15 minutes, after which the doe is returned to her cage.

Pedigrees

A written chart of the male and female ancestors of a rabbit including: parents, grandparents and great-grandparents of the rabbit; date of birth and ownership of the doe.

Rabbit Registration

A pedigreed rabbit may be registered upon reaching six months of age, providing it exhibits no disqualifying or eliminating characteristics as judged by a licensed registrar.

EXPENSES

Keep a record of everything you spend on your project. List the date, what you buy and the cost. Expenses include feed, supplies, rabbits purchased, medication, show entry fees and membership dues.

DATE PURCHASED	QUANTITY	ITEM	COST
		TOTAL COST	

RECEIPTS

Keep a record of everything you sell, use at home or give away. List the date, how much you sold and the amount received. Receipts include the sale of rabbits and fertilizer (manure). Also show premium.

DATE SOLD	QUANTITY	ITEM	AMOUNT RECEIVED
TOTAL RECEIPTS			

INVENTORY

An inventory at the start and the close of the project is a necessary part of the rabbit record. The starting inventory is simply a list of all things which are on hand at the start of the project, together with their values. The closing inventory lists those items on hand at the close of the project, together with their values. Inventory items bought after the project starts will be entered as expenses to the project and in the closing inventory. Beginning inventory values are either: 1.) the amount paid, or 2.) In those cases where stock or feed was not purchased but was already on hand, the estimated market value.

BEGINNING INVENTORY

Date You Started Your Project _____

Animal Inventory

NUMBER	DESCRIPTION	VALUE
TOTAL		

Equipment Inventory

NUMBER	DESCRIPTION	VALUE
TOTAL		

Feed Inventory

AMOUNT	DESCRIPTION	VALUE
TOTAL		

ENDING INVENTORY

Date you closed out your project _____

Animal Inventory

NUMBER	DESCRIPTION	VALUE
TOTAL		

Equipment Inventory

NUMBER	DESCRIPTION	VALUE
TOTAL		

Feed Inventory

AMOUNT	DESCRIPTION	VALUE
TOTAL		

FINANCIAL SUMMARY**EXPENSES**

1. Total expenses (from page 6) _____
2. Value of Beginning Animal Inventory
(from page 8) _____
3. Value of Beginning Equipment Inventory
(from page 8) _____
4. Value of Beginning Feed Inventory
(from page 8) _____
5. TOTAL EXPENSES OF PROJECT
(add lines 1-4) _____

RECEIPTS

6. Total receipts (from page 7) _____
7. Value of Ending Animal Inventory
(from page 9) _____
8. Value of Ending Equipment Inventory
(from page 9) _____
9. Value of Ending Feed Inventory
(from page 9) _____
10. Total receipts of your project
(add line 6-9) _____
11. If you did not allow for equipment
depreciation, take 10% of your ending
equipment inventory total
(page 9) _____
12. ADJUSTED TOTAL RECEIPTS OF PROJECT
(subtract line 11 from line 10) _____
13. TOTAL GAIN ON PROJECT
(subtract line 5 from line 12) _____

DEMONSTRATIONS AND/OR TALKS GIVEN RELATED TO THIS PROJECT:

PICTURES AND/OR NEWS CLIPPINGS OF YOUR 4-H CLUB PROJECT

If possible, show the beginning of your project, your work being done and your completed project.


**SAMPLE RECORDS - BREEDING
Doe Performance Record**

Ear No. Doe	Ear No. Buck	Date Bred	Date Kindled	Number of young				Jrs. Saved	
				Born	Left	Died	Raise	Bucks	Does

THIS IS A TRUE RECORD OF MY PROJECT. Signed _____
Club Member

APPROVED _____
County Extension Agent Date

*r
rabb
rabbits,
rabbit
rabbi
rabbits,
rabbits, rab
rabbits, rabbit*



1. This document is 4HRAR10 (which supersedes 4H-9A), one of a series of the 4-H Youth Development Program, Florida Cooperative Extension Service, Institute of Food and Agricultural Sciences, University of Florida. Printed November 1990; reviewed August 2002. Please visit the EDIS website at <http://edis.ifas.ufl.edu>.
2. Debbie Glauer, member of 4-H Animal Science Design Team, Department of Family, Youth and Community Services, Cooperative Extension Service, Institute of Food and Agricultural Sciences, University of Florida, Gainesville, 32611.



COOPERATIVE EXTENSION SERVICE, UNIVERSITY OF FLORIDA, INSTITUTE OF FOOD AND AGRICULTURAL SCIENCES, Christine Taylor Waddill, Director, in cooperation with the United States Department of Agriculture, publishes this information to further the purpose of the May 8 and June 30, 1914 Acts of Congress; and is authorized to provide research, educational information and other services only to individuals and institutions that function without regard to race, color, age, sex, handicap or national origin. The information in this publication is available in alternate formats. Single copies of extension publications (excluding 4-H and youth publications) are available free to Florida residents from county extension offices. Information on copies for out-of-state purchase is available from Publications Distribution Center, University of Florida, PO Box 110011, Gainesville, FL 32611-0011. Information about alternate formats is available from Educational Media and Services, University of Florida, PO Box 110810, Gainesville, FL 32611-0810. This information was published November 1990 as 4HRAR02, Florida Cooperative Extension Service.